

HemoCue® Hb 201 DM System



Enhanced Patient Safety and Simplified Workflow

HemoCue's Hb 201 DM system offers the lab accuracy and ease of use that has become a standard in Hb point-of-care testing, plus improved patient safety with features like QC lockout and built-in barcode scanning for patient ID. Through bi-directional communication and flexible settings, the Hb 201 DM system offers a complete data management solution for Hb testing and anemia screening in blood banks, hospitals, primary care and public health.

With dedicated support and service as well as unmatched training and education based on over 30 years of experience, you can count on HemoCue for the right solutions for all your needs.

Accuracy Starts With Us



To learn more about the HemoCue® Hb 201 DM system, please scan the QR-code with your smartphone or visit hemocue.com

Improve Your Administrative Workflow

- ▶ Seamlessly interface with existing network using POCT-1A
- ▶ Simplify billing
- ▶ Ensure regulatory compliance

Safeguard Patient Testing and Data

- ▶ Link patient information and comments with test result
- ▶ Reduce errors with automatic result transfer
- ▶ Gain full data storage

Get Easy Access to Lab-Quality Accuracy

- ▶ Precise factory calibration against the ICSH reference method
- ▶ Patented microcuvette technology with excellent lot-to-lot reproducibility
- ▶ Brief training with virtually no maintenance

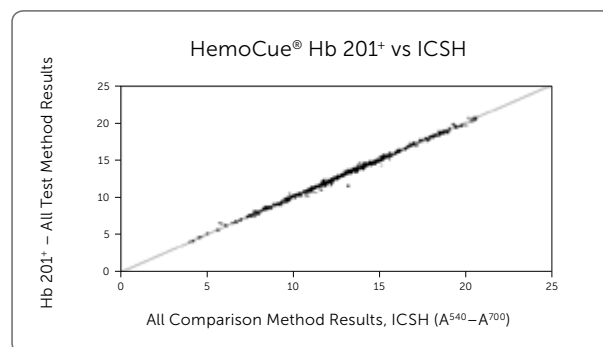
HemoCue® Hb 201 DM System

Product Specifications

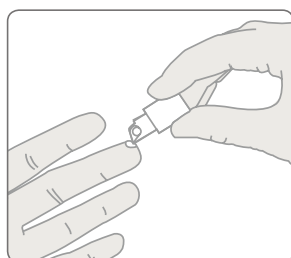
Principle	Modified azidemethemoglobin reaction; dual wavelengths (570 nm and 880 nm) for compensation of turbidity
Calibration	Factory calibrated against the ICSH reference method; needs no further calibration
Sample Material	Capillary, venous or arterial whole blood
Measurement Range	0–25.6 g/dL (0–256 g/L, 0–15.9 mmol/L)
Results	Within 60 seconds
Sample Volume	~10 µL
Dimensions	Analyzer: 170x50x93 mm (6.70x1.97x3.66 inches) Docking Station: 135x206x61 mm (5.30x8.10x2.40 inches)
Weight	Analyzer: 350 g (0.77 pounds) with batteries installed Docking Station: 566 g (1.24 pounds)
Storage Temp.	Analyzer: 0–50 °C (32–122 °F) Microcuvettes: unopened 15–30 °C (59–86 °F); three-month open vial stability
Operating Temp.	15–30 °C (59–86 °F)
Power Options	Internal rechargeable batteries or docking station with AC adapter
Quality Control	Built-in "selftest", optional liquid controls

Data Management Features

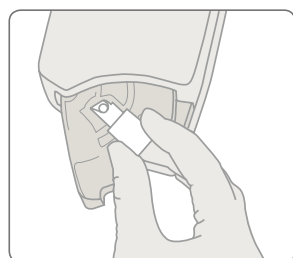
Data Entry	Touch-screen display Built-in barcode scanner
Interface Capabilities	Interface with existing network using POCT1-A (CIC standard), USB or DMS software Docking solution enables connection of up to 5 analyzers
Configurable Functions	Operator ID, Patient ID, Lot ID, Site ID Patient comments Critical value alerts STAT testing
Result Storage	4,000 patient/STAT tests, 500 QC tests, 500 analyzer logs, 200 patient IDs
DMS Software	Patient and QC reports
Quality Control Data Management	QC lock-out QC scheduling Linearity and proficiency testing



A Few Simple Steps



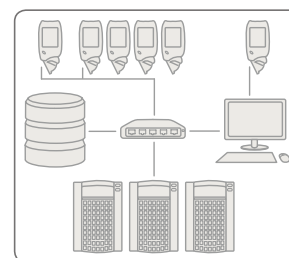
1 Fill microcuvette.



2 Place microcuvette into analyzer.



3 View results.



4 Seamlessly interface with your network.

HemoCue AB | PO Box 1204 | SE-262 23 Ängelholm | Sweden
Phone: +46 77 570 02 10 | Fax: +46 77 570 02 12 | info@hemocue.se | hemocue.com

HemoCue has been a leader in point-of-care medical diagnostics for over 30 years. We specialize in giving healthcare providers lab-quality accuracy with results comparable to that of a clinical lab.

